

























































21 100m Backstroke Men Heat

Official

[Entries](#)
[Heats](#)
[Summary](#)
[Total](#)
[Open](#)
[17-18 years](#)
[13 and older](#)

Rank	Competitor	Age	Club	RT	PTS	Result	
1	Follows Kane	27	Neptune S...	0.63		55.59 Entry: 54.46 +1.13	QA
	50m: 27.79		100m: 55.59 (27.80)				
2	Dell Zachary	24	Club 37	0.64		55.61 Entry: 53.40 +2.21	QA
	50m: 27.29		100m: 55.61 (28.32)				
3	Cornish Ja...	18	Coast Swi...	0.65		56.43 Entry: 56.54 -0.11	QA
	50m: 26.96		100m: 56.43 (29.47)				
4	Muchirahon...	16	Swim Rotor...	0.68		56.68 Entry: 56.61 +0.07	QA
	50m: 27.66		100m: 56.68 (29.02)				
5	Williams D...	18	SwimZone ...	0.56		56.89 Entry: 56.57 +0.32	QA
	50m: 27.99		100m: 56.89 (28.90)				
6	Faleafa Blake	19	North Shor...	0.59		57.27 Entry: 55.98 +1.29	QA
	50m: 27.72		100m: 57.27 (29.55)				
6	Poching Sa...	22	North Shor...	0.66		57.27 Entry: 56.75 +0.52	QA
	50m: 28.13		100m: 57.27 (29.14)				
8	Morley Coo...	21	North Shor...	0.54		57.35 Entry: 52.84 +4.51	QA
	50m: 27.50		100m: 57.35 (29.85)				
9	Paki TeRau...	14	Northwave ...	0.64		58.00 14yrs NZR Entry: 58.72 -0.72	QC
	50m: 28.22		100m: 58.00 (29.78)				
10	Ellis Mitch	16	Liz van Wel...	0.68		58.05 Entry: 58.67 -0.62	QC
	50m: 28.04		100m: 58.05 (30.01)				
11	Esposito Al...	20	Nga Tai Tu...	0.53		58.22 Entry: 55.73 +2.49	QC
	50m: 27.86		100m: 58.22 (30.36)				
12	James Harr...	17	Vikings Swi...	0.61		58.44 Entry: 57.52 +0.92	QB
	50m: 28.05		100m: 58.44 (30.39)				

13	 Shen Bruce	16	 Phoenix Aq...	0.63	58.50 Entry: 57.87 +0.63	QC
	50m: 28.55		100m: 58.50 (29.95)			
14	 Holder Bra...	18	 Phoenix Aq...	0.58	58.98 Entry: 57.56 +1.42	QB
	50m: 28.94		100m: 58.98 (30.04)			
15	 Quirk John	22	 North Shor...	0.65	59.70 Entry: 57.98 +1.72	QC
	50m: 28.48		100m: 59.70 (31.22)			
16	 Desbordes ...	20	 Tahiti	0.71	59.75 Entry: 57.19 +2.56	?
	50m: 28.91		100m: 59.75 (30.84)			
16	 Haufe Hans	17	 Northwave ...	0.61	59.75 Entry: 58.33 +1.42	?
	50m: 29.15		100m: 59.75 (30.60)			
18	 Seymour W...	19	 Nelson Sou...	0.70	59.77 Entry: 55.31 +4.46	QC
	50m: 28.68		100m: 59.77 (31.09)			
19	 Rees Liam	18	 Kiwi ASC	0.64	59.94 Entry: 1:00.14 -0.20	QB
	50m: 28.68		100m: 59.94 (31.26)			
20	 Downs-Hon...	26	 Club 37	0.52	1:00.03 Entry: 59.26 +0.77	QC
	50m: 29.96		100m: 1:00.03 (30.07)			
21	 Woods Liam	19	 St Paul's S...	0.73	1:00.05 Entry: 59.67 +0.38	
	50m: 28.57		100m: 1:00.05 (31.48)			
22	 Zhang Yee...	17	 Phoenix Aq...	0.55	1:00.21 Entry: 58.93 +1.28	QB
	50m: 28.65		100m: 1:00.21 (31.56)			
23	 Lynch Tyson	17	 Vikings Swi...	0.53	1:00.32 Entry: 59.08 +1.24	QB
	50m: 29.36		100m: 1:00.32 (30.96)			
24	 Perceval L...	17	 Central Ha...	0.63	1:00.52 Entry: 59.82 +0.70	QB
	50m: 28.70		100m: 1:00.52 (31.82)			
25	 Lutton Oliver	20	 Jasi Swim ...	0.64	1:00.85 Entry: 57.55 +3.30	
	50m: 28.86		100m: 1:00.85 (31.99)			
26	 Graham Luca	17	 Vikings Swi...	0.59	1:01.75 Entry: 1:01.50 +0.25	QB
	50m: 29.56		100m: 1:01.75 (32.19)			
27	 Cone Ethan	20	 Jasi Swim ...	0.63	1:01.78 Entry: 59.82 +1.96	
	50m: 30.01		100m: 1:01.78 (31.77)			

28	 Delamare ...	17	 Coast Swi...	0.64	1:01.80 Entry: 59.96 +1.84
	50m: 29.95		100m: 1:01.80 (31.85)		
29	 Oosthuizen...	17	 United Swi...	0.68	1:02.20 Entry: 1:03.25 -1.05
	50m: 29.87		100m: 1:02.20 (32.33)		
30	 Hewertson ...	16	 North Shor...	0.59	1:02.22 Entry: 1:02.30 -0.08
	50m: 29.99		100m: 1:02.22 (32.23)		
31	 Fell Clayton	18	 Mt Eden S...	0.68	1:02.23 Entry: 1:02.88 -0.65
	50m: 30.14		100m: 1:02.23 (32.09)		
31	 Baffert (V) ...	17	 Tahiti	0.68	1:02.23 Entry: 1:02.93 -0.70
	50m: 29.71		100m: 1:02.23 (32.52)		
33	 Rowe Sam	16	 Ice Breaker...	0.63	1:02.36 Entry: 1:02.57 -0.21
	50m: 30.57		100m: 1:02.36 (31.79)		
34	 Overend C...	17	 Vikings Swi...	0.72	1:02.42 Entry: 1:00.78 +1.64
	50m: 30.92		100m: 1:02.42 (31.50)		
35	 Wharepouri...	18	 North Shor...	0.72	1:03.13 Entry: 1:02.16 +0.97
	50m: 29.75		100m: 1:03.13 (33.38)		
36	 Lockhart C...	20	 Vikings Swi...	0.70	1:03.18 Entry: 59.87 +3.31
	50m: 30.46		100m: 1:03.18 (32.72)		
37	 Hewertson ...	17	 North Shor...	0.60	1:03.94 Entry: 1:03.18 +0.76
	50m: 29.96		100m: 1:03.94 (33.98)		
38	 Cecioni Nic...	25	 Porirua City...	0.61	1:04.78 Entry: 1:03.99 +0.79
	50m: 30.73		100m: 1:04.78 (34.05)		
39	 McNabb Fi...	17	 Blenheim S...	0.73	1:05.77 Entry: 1:02.87 +2.90
	50m: 31.20		100m: 1:05.77 (34.57)		
40	 Piggott Koby	15	 Coast Swi...	0.60	1:05.89 Entry: 1:03.90 +1.99
	50m: 31.51		100m: 1:05.89 (34.38)		